


MOLLINGTON PARISH COUNCIL
BALANCE SHEET as at 31st March 2016

	<u>2014/2015</u>	<u>2015/2016</u>	
	£	£	
Current Assets			
Payments in advance	# -		No advance payments
Bank A/c (Main Account per statement 5th April 2016)	13,578.36	13,705.75	
Cash in transit	(362.41)	(1,657.79)	Unclaimed cheque payments
VAT recoverable (Debtor)	91.69	874.12	fills from vat sheet - o/s vat to claim
	<u>13,307.64</u>	<u>12,922.08</u>	
Current Liabilities			
Creditors	-	-	No outstanding creditors
Net Assets	<u>13,307.64</u>	<u>12,922.08</u>	

Represented by :-



Lottery Award	3,048.00	-	Village Defibrillator
OALC Transparency Fund	-	833.00	Transparency website
General Fund	10,259.64	12,089.08	
Total Funds	<u>13,307.64</u>	<u>12,922.08</u>	

check	-	-
-------	---	---




John Summers (Chairman)

Date: 24 MAY 2016

Geoff Hall (Clerk / Responsible Financial Officer)

Date: 24TH MAY 2016

Main Account -

vat claimed

EXPENDITURE	DATE	CHQ	TOTAL	VAT	INSURANCE	GRASS	SUBS	SALARY	AUDIT	V.Misc	REG.FIELD	HERDGE	DOG.BINS	VAL.HIRE	ADMIN	V.Dmfb	PLAY/NSP	Election	Traffic C/OTHER
Brokers Network	14/05/2015	391	448.23																
O A L C	14/05/2015	392	133.07	22.18	448.23														
T Fox	14/05/2015	393	592.80	88.80		484.00	110.88												
T Fox	15/05/2015	394	728.40	121.40		857.00													
JNP Associates	15/05/2015	395	82.38						82.38										
AED Lector	15/05/2015	398	2748.00	458.00				460.00								2250.00			
Les Bolland Salary	20/05/2015	397	480.00					480.00											
HMRC Income Tax	20/05/2015	398	120.00					120.00											
The Print Room GDS	20/05/2015	399	69.50	14.92															
Whitley Simpson	20/05/2015	400	52.85	8.00															
IA Electrical	20/07/2015	401	273.00	46.00															
AED Lector	20/07/2015	402	31.92	5.32		247.00										26.80			
T Fox	31/07/2015	403	295.40	48.40		588.00													
T Fox	27/08/2015	404	705.60	117.80															
Bendrup Lfho	11/10/2015	405	110.00																
T Fox	27/09/2015	406	888.80	114.80		484.00						80.00							
Pip Safety Ltd	14/09/2015	407	155.00	26.00															
Cherwell DC	16/09/2015	408	114.00	19.00									85.00						
BDO LLP	22/09/2015	409	120.00	20.00					100.00										
T Fox	21/10/2015	410	592.80	98.80		484.00													
Cherwell DC	21/10/2015	411	38.00																
P G Hill	21/10/2015	412	480.00					480.00											
HMRC Income Tax	21/10/2015	413	120.00					120.00											
T Fox	15/11/2015	414	592.80	98.80		484.00													
SICC	31/12/2015	415	77.00				77.00												
T Fox	31/12/2015	416	295.40	48.40		247.00													
OALC - Training	04/01/2016	417	42.00	7.00															
P G Hill	28/01/2016	418	300.00					300.00											
HMRC Income Tax	28/01/2016	419	300.00					300.00											
T Fox	26/01/2016	420	158.00	26.00				300.00											
OALC - Training	14/02/2016	421	158.00	26.00															
P Truscott - Printing	06/02/2016	422	52.28																
Cherwell DC	14/02/2016	423	14.00	19.00															
P G Hill	31/03/2016	424	300.00					300.00											
HMRC Income Tax	31/03/2016	425	300.00					300.00											
Everyday Pedigree	31/03/2016	426	195.00							195.00									
T Fox	31/03/2016	427	592.80	98.80		484.00													
Genevra Business	31/03/2016	428	289.99	45.00							224.99								
TOTAL (Excl VAT)			11408.83	446.23	446.23	4160.00	187.88	2400.00	182.38	195.00	224.88	245.00	160.00	0.00	291.99	2945.60	130.00	39.00	165.00
TOTAL (Incl VAT)			13001.85	1598.22	446.23	4160.00	187.88	2400.00	182.38	195.00	224.88	245.00	160.00	0.00	291.99	2945.60	130.00	39.00	165.00
Agreed opening bank balance at 31 March 2015			13778.38																
Y/o outstanding cheqs			-342.41																
Debits (-)			13001.85																
Credits (+)			11833.88																
Expected Balance			1267.99																
Expected Balance			12047.96																
add unq chqs prior yr			12410.37																
prior yr																			
prior yr																			
prior yr																			

12047.96

12410.37

13778.38

1598.22

446.23

4160.00

187.88

2400.00

182.38

195.00

224.88

245.00

160.00

0.00

291.99

2945.60

130.00

39.00

165.00

0.00

0.00

0.00

0.00

424	300.00
425	300.00
426	195.00
427	592.80
428	289.99

Cash in Transit

less rcvs not yet on statement

0.00

1657.79

13778.38

1598.22

446.23

4160.00

187.88

2400.00

182.38

195.00

224.88

245.00

160.00

0.00

291.99

2945.60

130.00

39.00

165.00

0.00

0.00

0.00

0.00

13705.75 agreed to sheet: 140 Apr 5th 1

13705.75

0.00

0.00

<u>INCOME</u>	<u>DATE PAID</u>	<u>TOTAL</u>	<u>PRECEPT</u>	<u>VAT</u>	<u>INTEREST</u>	<u>WAYLEAVE</u>	<u>GRANT/GRASS CUTTING</u>	<u>LOTTERY AWARD</u>	<u>Misc</u>
Precept C D C		4750.00	4750.00						
Grass Grant OCC		681.52					681.52		
Vat Reclaim	22/07/2015	815.79		815.79					
Precept CDC	11/09/2015	4750.00	4750.00						
Western Power Distribution	09/11/2015	3.55				3.55			
OALC Transparency Fund	16/02/2016	833.00							833.00
Total Main A/c		11833.86	9500.00	815.79	0.00	3.55	681.52	0.00	833.00